



INDEPENDENT STUDY: Module 4, Class 42

The recording for Class 42 is about 33 minutes long.

Welcome to Class 42, the first class in Module 4!

I know many of you are eager to learn how to actually do a reading, and this is the purpose of Module 4. Throughout this course, I wanted to concentrate on introducing you to as many shells as possible so that you could learn how they interact with each other in a reading. You have met over 150 shells along the way. Now it is time to give you the last piece of the equation....the steps used to prepare for a reading.


In order to teach this module, I am going to use color coding. This will allow you to follow the source of the information for each insight in these readings.

There are several ways to go about shell reading. Let's begin by working with the fold out sheets. Please take out your two fold-out sheets with the bird's eye view of all your shells. Before the client arrives, place both

sheets on the table so that the Behavior category and the Name and Appearance category are showing.

The simple reason for this is to maximize the number of shells in the client's view.

Once the client is seated, I recommend that the client close his/her eyes and focus on asking a question. Then, open his/her eyes and see what shells gain his/her attention. It is important to look on both sides of the fold-out sheets. The shells are numbered on the fold-out sheet, which serves two purposes: It becomes easy for the client to tell you their choice, and for you to find the matching shell cards.





(By the way, here is a little tip. I have placed my deck in an index box with dividers at every 10 cards. This allows me to quickly find the shells my clients point out on the fold-out sheets. I can refile after each reading, and this saves lots of time otherwise spent digging through 200 random cards to find a particular shell.)

Since I am teaching you about divination, let me tell you how Ocean Oracle shell reading differs from other tarot decks. Most tarot decks contain 78 cards. Information is derived from selecting a specific number of cards placed in suggested

patterns, called spreads. With shell reading, you can set your intention to find information with a limited number of cards, or allow the client to select as many shells as grab that person's attention. Once the shells are selected, the client is free to arrange them in any pattern he/she finds pleasing. There is no wrong way to arrange the shells. If you consider each shell as a vocabulary word, the arrangement tells you how to string the words together to make the sentences and paragraphs of the message.

Let's dive right in and experiment:

You will need your Ocean Oracle kit, and a blank piece of paper and pen or pencil. Take out the fold-out sheets so the Behavior and Name and Appearance category are facing you.

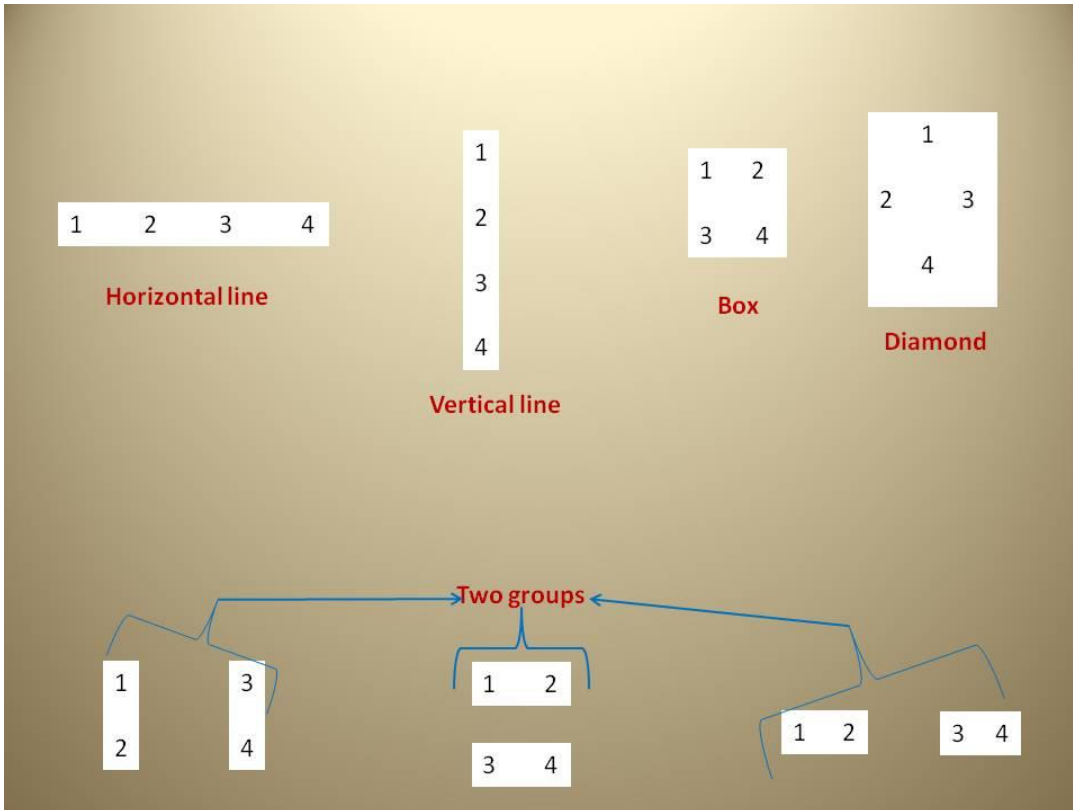
For your first reading, I would like you to close your eyes and ask for 4 shells that will tell you why the *Ocean Oracle* came into your life at this time? Open your eyes and look at the fold-out sheets and see what shells get your attention. Remember to turn the fold-out sheets over to see the Interaction and Intuition category shells on the back. Use the blank paper and pen to jot down the shell numbers that claim your attention so that you can find these cards in your deck. Also write down your reactions noting if any bother you or perhaps remind you of something.

Using the numbers assigned on the fold-out sheet that you have jotted down, take out the shell cards that match. Now arrange these cards any way you wish. There is no wrong way to do this.

Once you arrange your shell cards, you do not have to memorize the meanings. Turn over the shell cards and string together the meanings based upon your arrangement.

I would like each person who is willing to send me the shells you selected along with your arrangement and reactions to each shell. Then tell me what you think the shells are saying.

To share your shells and the arrangement you made, I will assume you like the shells unless you tell me otherwise. For those interested, let me teach you how to share the arrangement you made. We will use the shell numbers. Here are examples of arrangements using straight lines, a diamond, box or perhaps two separate groups.



Simply replace 1-4 in any of these arrangements with the numbers of your shells.

Using your reaction to these shells, please combine the meanings according to your arrangement and write your impressions.

After I receive your reading, I will see if I can provide any additional insights for you.

I also want to give you an opportunity to practice reading with the shells. When I used to teach these classes live, the students would read for each other. With that in mind, let's continue this lesson by creating cyber classmates for you. I have several combinations from previous students using this same technique seeking the answer to why the *Ocean Oracle* came into their life. All of the shells were liked unless I indicate otherwise.

.....

Student #1

Student #1
"Arranged in a diamond"



Something from the past returning as part of a pattern; mistakenly thinking the door is closed on a past event

Peeling away the outer layers to find inner light

A foolish or asinine request

Issues that stem from childhood; subconscious childhood beliefs impacting life choices

She told me that these were arranged in a diamond.

So we have #36 Chambered Nautilus, *something from the past returning as part of a pattern, mistakenly thinking the door is closed on a past event*. Remember we said they close off where they are living and build a new chamber...but remember the siphuncle connecting every chamber.

She also had #107 Donkey's Ear Abalone, *Haliotis asinina, a foolish or asinine request*,

#32 The Pink Mouth Murex, *the inner child shell, issues stem from childhood, subconscious childhood beliefs impacting life choices*.

And #196 South African Turban, *Peeling away outer layers to find inner light*.

Please pause here and take your time to determine why the *Ocean Oracle* came into this student's life. I would like you to look at her shells, she liked all of them, and jot down your interpretation. Once you have documented your thoughts, please scroll down to continue this discussion. I will use the color coding to share more insights.

OK. If we combine the individual messages, on the surface, we have...A pattern that involves a foolish request from your inner child regarding self-improvement.

Let's look deeper: Shelley's additional thoughts for Student #1:

With #196, the thought is what can I add to myself to make myself better? What do I need to add to who I am? With #36 and #32, this is the constant pattern your inner child considers. With the addition of #107, we have the suggestion of a foolish request. (This can be something someone dictates to you as a way to be "better" in their eyes...or even your inner child placing demands upon you to add to who you are in the name of self-improvement.) The shells are telling you this is foolish and that all you need to do is get rid of whatever is not your truth...the foolish dictates. Instead of listening to your inner child who is part of this automatic pilot stuck in the pattern that you need to add something else to make you a better person, or listening to anyone else who is part of this pattern, *Ocean Oracle* came into your life to tell you this is foolish. Your intuition already knows this (Donkey's Ear is a 6 holed Abalone). It is time to subtract what is covering you. And your seashell partners can help you peel off the layers to find your light.

If anyone has any questions on this, please let me know.

Meanwhile, let's look at another student asking the same question. Why did the *Ocean Oracle* come into her life at this time?

Student #2

Student #2

"Arranged in a straight line."

 <p>119</p>	 <p>154</p>	 <p>163</p>	 <p>44</p>
Wedding; marriage; committed relationship	Betrayal; lack of loyalty	Communication; Importance of sharing thoughts and feelings	Looking for the gift connected to the situation; beauty from irritation

She tells us that her shells are in a straight line:

#119 Wedding Cake Venus Clam = *Wedding; marriage; committed relationship*

#154 Eye of Judas Purpura = *Betrayal; lack of loyalty*

#163 Pencil Urchin = *Communication; Importance of sharing thoughts and feelings*

#44 Black-Lipped Pearl Oyster = *Looking for the gift connected to the situation; beauty from irritation*

Please pause again and take your time to determine why the *Ocean Oracle* came into this student's life. Once you have documented your thoughts, please continue for any other insights from my comments for Student #2.

Combining all of these shells from left to right, we have the relationship shell next to betrayal. This suggests some kind of betrayal happened in a relationship...possibly the marriage. It involved communication, and there is a gift in the situation.

Shelley's additional thoughts for Student #2:

A betrayal in your relationship led to understanding the importance of communication. The *Ocean Oracle* came into your life to help you find the gift in this. Although this betrayal must have been very painful, it may have led you to be much more assertive talking about your thoughts and feelings. You may be very quick to share how you are feeling so that there is no room for misunderstandings.

When this was addressed in class, this student admitted that others claim she is almost too direct in her interactions with people. The shells granted her an understanding of the hidden motivation for this,-- why is she so quick, or direct? It's because she is carrying the feeling of betrayal, not wanting any opportunity for such a thing to happen again in relationships. This reading is empowering her with the opportunity to shift her concerns around betrayal, and maybe dial back that assertiveness to a more comfortable level when she is interacting with other people.

Again, if you have any question, please let me know.

Let's go on to another cyber classmate.

Here you see the shells selected by Student #3 when asking why the *Ocean Oracle* came into her life at this time:

Student #3

Student #3

"Arranged in a cross pattern."

Willingness to change one's comfort zone

Pressure; stress

Putting the competition at ease; being well-liked

Grinning; smiling; maintaining a sense of humor

Dislike

Something completely out of one's control

"I then felt guided to pick a card that bothers me.... 65 I am not that fond of, not dislike completely but I am the least attracted to this shell"

"In regards to my shell reading, the cards I picked I arranged in a cross pattern, the pattern looks like this:"

54
38 49

162

#54 Green Tree Snail = *Willingness to change one's comfort zone*

#38 Pearly Nautilus = *Pressure; stress*

#49 Rapa Snail = *Putting the competition at ease; being well-liked*

#162 Grinning Tun = *Grinning; smiling; maintaining a sense of humor*

Student #3 also added that “I then felt guided to pick a card that bothers me, as all of the cards I picked I very much liked, however, 65 the worm shell, it is one I am not that fond of, not dislike completely but I am the least attracted to this shell. Which makes sense, lol”

West Indian Worm Shell #65 =Something completely out of one’s control

Sometimes we learn more from what a client does not like than from the shells that are liked.

What does it tell us if this person is the least attracted to the worm shell? Let’s pause here to write down your thoughts:



Dislike of 65= not liking things out of control i.e. needing to be in control

So, we have change of comfort zone, being well liked, grinning smiling, maintaining a sense of humor, and the shell of pressure and stress. All liked. And disliking the Worm shell meaning something is completely out of her control.

With that in mind, please write your insights for Student #3 (remembering she was not fond of the Worm Shell...how would that impact her reading?) What does she need to be in control of? Why did the *Ocean Oracle* come into her life? Please note your thoughts before proceeding with the rest of the information below.

Shelley's thoughts for Student #3:

This student is striving to wear a constant smile and trying to be everyone's friend. #38 Pearly Nautilus tells us this is creating pressure and stress for her trying to keep that smile going and putting everyone at ease, attempting to be well-liked. Green Tree Snail says this is no longer serving her. Her dislike of the worm shell tells us that she needs to feel in control, and in this case, she feels in control by not showing her emotions... She chooses to wear a smile, or laugh things off even when they hurt. But, if she feels people will only like her if she is happy, then the love she receives is based on an illusion, and with Green Tree Snail, she is aware at some level that this constant smiling and putting everyone else at ease is no longer working for her. *Ocean Oracle* came into her life to help her discover her authentic self and live a more truthful life. That is when she will know if people like her, when she is being in her truth.

Let's look at Student #4.

Student #4

Student #4


"46 dont like
139 115 129 all like
and in diamond shape"



Testing one's values;
having the courage of
one's convictions



Self abuse;
unhealthy
behaviors,
addictions



Listening to one's
head; analyzing
everything before
taking action



Dislike

Altruism, selflessness

#139 Leafy Jewel Box = *Values being tested, having the courage of one's convictions*

#129 Brain Coral = *Listening to one's head, analyzing everything before taking action*

#46 Don't like Stiff Pen = *Altruism, selflessness*

#115 Squamose Chiton = *Self-abuse, unhealthy behaviors, addictions*

Please pause here to write down your insights for student #4.

Her values are being tested....she has been giving without getting anything back and now at some level she dislikes that because it is happening to the point of self-abuse. and if she listens to her head, she will see that she does not like the lack of return in the form of gratitude, respect, or love. She has been making sacrifices that have not been appreciated or acknowledged, and that is starting to bother her because she has been doing this to a level where it is not healthy. So, her values that she should give without asking for anything in return are being questioned and analyzed from a new perspective.

Following her reading, Student #4 shared that *her ex called her the night before class. In the past, he gave her "no respect, no love, no honesty from him...pushing my buttons."* (Let me pause her for a minute.... this is Leafy Jewel Box, someone will push your buttons, testing your values.)

He said she robbed him of his youth. And she told us that He is remarried, yet he still calls.

If we look at her shells, her values are being tested. She felt she had sacrificed herself to the point where he did not appreciate her, and even accused her of robbing him of his youth. She continued giving and giving, and now, disliking the Stiff Pen shows she is waiting for him to apologize.

(I explained that each call she answers is an opportunity for her to hear that he is sorry and did appreciate her. This is disliking the Stiff Pen shell...needing to have him express his gratitude.)


As she thought about her reading, she said.... *I think that's why I take the calls, hoping I will hear that.*

So, *Ocean Oracle* came into her life at this time to empower her with options. She can re-evaluate her values around altruism. And, she can be more aware of her motive for answering his calls, and decide if that serves her anymore. She now has conscious options: Do I want to have him stop calling, or do I have to have him keep calling waiting for the day he is going to see the light? At least now she is empowered to make different choices for herself.... her values were being tested.

Next, we have Student #5.

Student #5

Student #5



#79
Ruin, disappointment

#73
Love, romance

#28
Looking for where the grass is greener...
Looking for answers outside yourself
when they reside within.

#133
Needing to review one's map of beliefs
(turned on its side)

#79 Marble Cone = *Ruin, disappointment*

#73 Heart Cockle = *Love, romance*

#28 Long Ribbed Limpet = *Looking for where the grass is greener... Looking for answers outside yourself when they reside within.*

#133 Map Cowrie = *Needing to review one's map of beliefs (turned on its side)*

OK. What are your thoughts for this student? Please pause here to journal your insights before we continue.

This time, I have the student's own comments on her reading along with some of her classmates' thoughts.

Student #5: *“lot of life disappointments in love looking for love and romance but need to look at myself and love myself and re-evaluate my beliefs even if it's hard.”*

Student A: **Has had disappointment in love and romance**, looking for greener pastures, **strongly embedded** may be impeding you from the ideal relationship

Student B: **She has some ruin/disappointment in love and romance** and has been since looking for where the **grass is greener and in doing so had turned the map of her beliefs on its side!**

Note:(If you look at her shells, you will see that she literally put the Map Cowrie shell on its side.)

Student C: **Looking for love in all the wrong places.** **have to reevaluate what you're looking for in these relationships.**

In class, student 5 added this comment: *“I also think card 79 looks like hearts on it.”*

Look at Card #79 ...This is the Marble Cone, the shell of *ruin and disappointment* which she paired with the Heart Cockle. She said *“it looks like hearts on it”***What does that tell us about her beliefs regarding love?**

Her beliefs about love are intertwined with ruin and disappointment.

What a strong connection between love and disappointment. With this reaction to the Marble Cone, even without the Heart Cockle in her reading, we could have had the same conclusion.

We need to find out more regarding her beliefs about love...nothing happens that doesn't benefit us in some way...the trick is to discover the benefit and ask if we want to continue with it, does it still serve us? This probes the surface, but *Ocean Oracle* wants to assist this student, and we need more shells to go deeper. Once one level is established, we can ask what else do I need to know? And go back and look at the shells on the fold-out sheets again...it is a work in progress.

When I asked this student to return for another look at the shells, before she did so, she informed us that during her original selection... *"I almost picked the green snail."*





What would that add to this reading? Please pause again to write your thoughts and then proceed for the final thought regarding this student's reading.

If she almost picked the Green Tree Snail, it means her subconscious wanted her to...but something resisted at the last minute.... but it means that at least some part of her...and maybe a greater percentage after we discussed this in class...is ready to change her comfort zone around her beliefs about love.

Let's look at one more student...

Student #6

Student #6

 95	 74	 196	 163
Something being overlooked; the connection between the Divine and one's life experiences. Understanding you are not a victim	Listening to one's heart	Peeling away the outer layers to find inner light	Communication; the importance of sharing thoughts and feelings

When this student asked Why did the *Ocean Oracle* come into your life? She selected 4 shells in a straight line:

#95 Sand Dollar= *Something being overlooked; the connection between the Divine and one's life experiences. You create your reality. That is from Ocean Oracle.*

From our energy work in Module 3, you also learned that Sand Dollar's *message involves the crown chakra and understanding you are not a victim.*

#74 Pink Conch= *Listening to one's heart*

#196 South African Turban = *Peeling away the outer layers to find inner light*

#163 Pencil Urchin= *Communication; the importance of sharing thoughts and feelings*

Once again, let me ask for your thoughts...Why did *Ocean Oracle* come into this student's life?

OK. The reason I included this reading is because of Sand Dollar. In *Ocean Oracle*, we learn **that it is about something being overlooked...that we create our reality from our thoughts and beliefs.** But in *Ocean Wisdom*, we learned that **Sand Dollar connects to the crown chakra where we may have issues of feeling abandoned or betrayed by God.** And we talked about the Footprints in the Sand poem to clarify that when you felt abandoned because there is only one set of footprints in the sand, that is when God is carrying you. So the main reason *Ocean Oracle* came into her life is **to understand that she is not a victim. If she listens to her heart, and can peel away the dictates that have been imposed upon her...she felt like a victim that everything was imposed upon her.... when she peels away the things that are not her truth, then she can communicate her own truth...her own thoughts and feelings.**

This student also shared something interesting in class... although #163 is in her reading using the overview fold-out sheets, she could not find this card in her deck.

I told her that this is very revealing. Because if she could not find this Urchin for communication, then that is the hardest part of her message. The shells are about **understanding she is not a victim, listening to her heart, peeling away the dictates**, but the hardest part is **then speaking up about it. Since she could not find card #163, she literally has to seek to find her ability to communicate. In *Ocean Wisdom*, the Pencil Urchin connects to the throat chakra, and is about speaking our truth.**

She processed this and said: *“So the hardest part is to be capable of communicating my truth. Wow!”*

She understood her message, and that was a very powerful moment for her in class.

As mentioned, I selected this reading for Class 42 because of the Sand Dollar’s message using *Ocean Oracle* and *Ocean Wisdom*... but also, because of the significance of her not being able to find card #163 in her deck, we can apply the information in both *Ocean Oracle* and *Ocean Wisdom* again. If you are open, the shells will speak to you in many ways beyond their arrangement ☺

Now, there is one last reading for you with Student #7. I am not including any information other than to share that she liked all of the shells she selected and to show you her arrangement

I would like you to find the meanings for these shells, and to combine the individual messages based on her arrangement and see what insights you have for Student #7. And we will pick up with discussing Student #7 in Class 43.

Until then,

Many Seashell Blessings!

Shelley

Student #7

